

Effect of the different substrates on root pruning of *Acacia auriculiformis* A. Cunn. ex Benth. and *Acacia mangium* Willd. seedling in the nursery.

Mankessi F^{1*}, Moulambi Nzonza JS², Matondo R¹, Bassiloua J-B^{1,3}, Makouanzi Ekomo C.G.^{1,2}, Loubota Panzou G. J.^{4,5}

¹ Ecole Nationale Supérieure d'Agronomie et de Foresterie (ENSAF), Université Marien-Ngouabi, BP 69, Brazzaville, Congo

² Institut Nationale de Recherche Forestière (IRF), Cité Scientifique de Brazzaville, Route de l'Auberge de Gascogne. BP 177 Brazzaville, République du Congo

³ Centre de Valorisation des Produits Forestiers Non Ligneux (CVPFNL), BP 5700, Pointe-Noire, République du Congo

⁴ Laboratoire de Botanique et Ecologie, Faculté des Sciences et Techniques (Université Marien NGOUABI), BP 69 Brazzaville, République du Congo

⁵ Geography, College of Life and Environmental Sciences, University of Exeter, Exeter EX4 4RJ, UK

*Corresponding author: Ecole Nationale Supérieure d'Agronomie ET de Foresterie (ENSAF), Université Marien Ngouabi, BP 69 Brazzaville, Congo. Email: framankessi@yahoo.fr

Keywords: sexual multiplication, substrate, *Acacia auriculiformis*, *Acacia mangium*, intensive production, root pruning.

1 SUMMARY

The effects of different substrates and genotypes on root pruning were estimated in order to recommend a technical plan for the production of *Acacia spp.* in the nursery. Two randomized tests-- were conducted on *Acacia auriculiformis* A. Cunn. ex Benth and *Acacia mangium* Willd., in six types of substrates made of humus soil, crushed coal and fine sawdust in different proportions. After sprouting, young seedlings aged three weeks were transplanted into in SAPPI trays, alveolar cells filled with substrates and observed closely until planting season. A low dose of NPK fertilizer (20 20 20) in granule formulation (30g diluted in 10l of water) was provided weekly to the plants. Seedlings heights and diameters were measured during months 1, 2 and 3 in the acclimation area. When the planting age was reached, roots dry matter mass (RDM) was estimated for both species with the aim to appreciate seedling roots pruning. Results indicate that, at the planting age, seedlings from substrates 6 (75% soil + 25% charcoal) and 4 (50% soil + 50% charcoal) had the best growth performances, followed by plants from substrates 1 (75% sawdust + 25% charcoal) and 5 (50% soil + 25% charcoal + 25% sawdust). Substrate 5, because it does not generate compaction, was selected for plants production. A variance analysis revealed a genotype effect on root pruning (0.31g vs 0.24g respectively for *Acacia auriculiformis* A. Cunn. ex Benth. and *Acacia mangium* Willd). At the plantation age, this study results showed strong correlations between diameter and height ($r = 0.65$, $P < 0.001$), diameter and (RDM) ($r = 0.44$; $P < 0.001$) on the one hand, and between height and RDM ($r = 0.47$; $P < 0.001$) on the other hand.

2 INTRODUCTION

Acacia auriculiformis A. Cunn. ex Benth and *Acacia mangium* Willd are two species native to Indonesia, Papua New Guinea and Australia (Beadle, 1981). The *Acacia* species, which consists of leguminous plants from the family of

Fabaceae was introduced in Asia, Africa and America a few decades ago (Koutika and Richardson, 2019). Leguminous plants are widely used in mixed crops in poor and degraded soils (Pomier *et al.*, 1986) such as the Bateke

Plateau sandy soils in Central Africa (Bulakali *et al.*, 2014). This choice is due to their ability to fix the atmospheric nitrogen in the soil (Bouillet *et al.*, 2008) that results in positive impacts on crops, biomass and litter production (Lim Meng Tsai, 1988, Mackosso and Tchimbakala 2008, Bouillet *et al.*, 2008; Tchichelle *et al.*, 2016; Mianhai Zheng *et al.*, 2016). Many studies report that the use of leguminous plants helps to return nitrogen to soils, initially lost by cutting mature plantations or harvesting crops for example (Kaplan, 1980; Laclau *et al.*, 2010; Félipe Martino Santos *et al.*, 2016; Epron *et al.*, 2016, Koutika, 2019). The ability of leguminous plants to bind nitrogen organically, coupled with its ability to grow more rapidly than endogenous species in countries (Pomier *et al.*, 1986), means that they are often used for soil restoration and agricultural yields optimization in developing countries (Bulakali *et al.*, 2014, Koutika, 2019) or even for biomass production in forestry (Laclau, 2008). They also help with the supply of wood energy in urban centers, promotion of sedentary agriculture through the practice of agroforestry and the improvement of agricultural yields (Bisiaux *et al.*, 2009; Salim Azad *et al.*, 2016). In the Republic of Congo, the introduction of fast growing, nitrogen-fixing species dates back to the 1980 (Diangana, 1986). Of the legumes introduced, only *Acacia auriculiformis* A. Cunn. ex Benth. and *Acacia mangium* Willd. have adapted to Congolese environmental conditions (Diangana,

3 MATERIAL AND METHODS

3.1 Plant material characteristics : The seeds of *Acacia Auriculiformis* A. Cunn. ex Benth. and *Acacia mangium* Willd. were harvested three months before, in the “Patte d’Oie” urban forest in Brazzaville and kept at 4°C for 4 months. These seeds were prepared by immersion in boiling water, cooled for 24 hours and then removed to be sown in SAPPI trays (alveolar cells) of 50 ml each (Saya *et al.*, 2008) containing a fine sand substrate. Two seeds were sown per cell SAPPI trays (alveolar cells) were placed under shade with a 60% refractive capacity of solar radiation. Seedlings maintenance consisted of weekly irrigation of the SAPPI trays (alveolar

1986). However, these species did not benefit from sustained research programs compared to *Eucalyptus spp.* (Bernhard-Reversat *et al.*, 1993). Recent studies of Congo’s coastal area have shown beneficial effects of mixed *Acacia spp.* and *Eucalyptus spp.* crops on soil restoration, biogeochemical cycle (Epron *et al.*, 2013; Koutika *et al.*, 2016 ; Koutika *et al.*, 2017a ; Koutika *et al.*, 2017b; Tchitselle, 2017), and on intensive silviculture under drought conditions (Koutika *et al.*, 2018). The results confirmed previous Congolese research recommending the use of *Acacia mangium* and *Acacia auriculiformis* in agroforestry systems. In the Republic of Congo, the production of *Acacia spp.* plants uses a substrate made with 100% humus soil, a component of the topsoil. In this kind of plant production, seedlings are produced either directly in phytocells or in germiners before being transplanted into phytocells containing 0.5 to 1 kg of humus soil as substrate. These phytocells cause enormous logistical problems when transporting seedlings from nurseries to the plantation sites. In this context, it is necessary to define a technical plan for the production of *Acacia spp.* seedling in the nurseries, using environment-friendly substrates with local components in trays alveolar cells (likely to ease logistical issues during planting). However, the good roots pruning is the major condition for this new technical plan.

cells) through misting, using a 15l sprayer until the transplantation period.

3.2 Types of substrates: In the search for an ideal substrate, two experiments were conducted successively, with young seedlings of *Acacia mangium* Willd and *Acacia auriculiformis* A. Cunn. ex Benth. Young seedlings of this two species of 3-week-old were transplanted in SAPPI trays (alveolar cells) filled with the six different substrate types. Below are the substrates composition (Table 1): The different substrates were made with humus soil, charcoal particles, and fine sawdust as shown in Table 1. Humus soil was sterilized by heat through a 4-

hour wood fire to eliminate any pathogenic germs before use, the next day after cooling. Charcoal was crushed and sieved through 6mm x 6mm mesh. After being collected in the carpentry shop, sawdust was directly mixed with the other components of the substrates.

3.3 Procedures: Three weeks after germination, young seedlings were transplanted into immovable trays (alveolar cells), in a randomized design consisting of 540 seedlings of *Acacia mangium* Willd. and 576 plants of *Acacia auriculiformis* A. Cunn. ex Benth., placed in three repetitions of six different substrates, at a rate of 30 plants per repetition and per substrate type for the first experiment, and 32 plants per repetition and per substrate type for the second testing. Transplantation was done under shade with a 60% solar reflection capacity. The plants remained under shading for seven days before being fully exposed in the acclimation area. After seedling transplantation to germinator in SAPPI trays (alveolar cells), irrigation was supplied as a mist every 30 minutes with a knapsack sprayer. One week after transplantation, a weekly supply of low-dose foliar fertilizer and fungicides was done. The dose of fertilizer supplied was 30g of fertilizer diluted in 10l of water. Three NPK (20-20-20) fertilizers in granule formulation enriched with trace elements were used alternately, these are Fertigri (NPK (20-20-20) + 0.E), Nutriga (NPK (20-20-20) + 0.E, (Fe, Mn, Zn, Cu, B, Mo) and Harvest (NPK (20-20-20) + T.E (Mg, B, Co, Cu, Mn, Mo, Zn, Fe). The fertilizers were spread using a knapsack sprayer.

3.4 Estimated and measured parameters and data analysis : Growth parameters (height

and collar diameter) were recorded at 1, 2 and 3 months after transplantation. Heights were measured using a ruler while stems' diameters were measured using a digital calliper. After destruction of the clods, the mortality rate and roots dry matter mass (RDM) were evaluated on *Acacia mangium* Willd. plants and *Acacia auriculiformis* A. Cunn. ex Benth. plants. Once out of the cells, the root systems were cleaned with water on a 2 mm mesh sieve and spread on paper towels. After a 30-minutes open-air drying process, each plant's root was recovered and then dried in an oven at 65°C for 72 hours. Once removed from the oven, each plant's roots were weighed using an OHAUS® precision scale (1/1000th sensitivity threshold) to determine the (RDM).

The variance analysis was performed using the following General Linear Models (GLM):

$$X_{ij} = \mu + \text{sub}_i + \text{esp}_j + \text{sub}_i * \text{esp}_j + \epsilon_{ij}$$

With:

X_{ij} : phenotypic value of the sample under study;

μ : average value of all samples;

sub_i : fixed-effect of substrates i ;

esp_j : fixed-effect of species j ;

$\text{sub}_i * \text{esp}_j$: interaction between substrate i and species j ;

ϵ_{ij} : residual error.

Average comparisons per substrate and per age for all ages were made according to the Scheffer test at the 5% level. Different parameters averages are presented in the form of curves or histograms.

Acacia mangium Willd., the highest mortality rate was observed with substrate 4 at 16.67% while the lowest mortality rate was obtained with each substrates 2, 5 and 6, at 6.67%.

4.2 Effect on nursery plants growth parameters: The variance analysis showed a highly significant substrate effect ($P < 0.001$) on plant growth in terms of height, regardless of age in *Acacia auriculiformis* A. Cunn. ex Benth. Figures 1, 2 and 3 illustrate the growth in height at 1, 2

4 RESULTS

4.1 Substrate effect on plants mortality rates: The study showed low nursery mortality rates for both species. These mortality rates were of 1.04% for *Acacia auriculiformis* A. Cunn. ex Benth. and 2.52% for *Acacia mangium* Willd. They varied according to the types of substrates used. For *Acacia auriculiformis* A. Cunn. ex Benth., substrates 4, 5 and 6 presented the highest mortality rates at 3.13% while those of the substrates 1, 2 and 3, were equal to zero. For

and 3 months for both species. Average comparison done with the Scheffer test at the 5% level showed that the best substrates at the planting age were substrates 4 and 6 with respective average height values of $19.78 \text{ cm} \pm 0.53$ and $19.88 \text{ cm} \pm 0.59$. On the other hand, substrate 3 is last with an average plants height of $16.95 \pm 0.53 \text{ cm}$ (Figure 3). However, in *Acacia mangium* Willd. no significant differences in height growth were observed at the first month. At two (2) and three (3) months, a substrate effect was observed ($P < 0.001$) on height growth. A comparison of averages indicates that the mean plant heights on substrates 4 and 6 do not differ significantly and are respectively 19.39 cm and 19.49 cm , but differ significantly from averages obtained with the rest of the substrates. Substrate type 2 is last with an average plant height of $13.80 \text{ cm} \pm 0.67$ (Figure 3). A repetition effect was noted at month 1 and the Scheffer test reveals that the average height values differ significantly between repetitions 1 and 3 as well as 2 and 3. Variance analysis showed significant substrate and repetition effects ($P < 0.001$) on seed diameter growth of *Acacia auriculiformis* A. Cunn. ex Benth. between one and three months. Comparison of averages showed that average diameters of all substrates did not differ significantly at two months. Figures 4, 5 and 6 illustrate the growth in height at 1, 2 and 3 months for both species. Also, only repetitions 1 ($2.45 \text{ mm} \pm 0.05$) and 2 ($2.57 \text{ mm} \pm 0.06$) as well as 1 ($2.45 \text{ mm} \pm 0.05$) and 3 ($2.63 \text{ mm} \pm 0.05$) differ significantly. Very significant substrate and repetition effects ($P < 0.001$) were observed on *Acacia mangium* Willd at all three ages. Comparing averages shows that up to three months, substrates types 4 and 6 are the best, without much difference among the results. Their average values are respectively equal to $2.62 \text{ mm} \pm 0.08$ and $2.66 \text{ mm} \pm 0.06$. Substrate type 2 is last with an average value of $2.28 \text{ mm} \pm 0.06$. Based on a comparison of Scheffer diameter averages, repetitions 1 ($2.47 \text{ mm} \pm 0.06$) and 2 ($2.43 \text{ mm} \pm 0.05$) as well as 1 ($2.47 \text{ mm} \pm 0.06$) and 3 ($2.45 \text{ mm} \pm 0.06$) are significantly different.

4.3 Evolution of the growth parameters based on age: Figures 7 and 8 report both species plants growth in height and diameter based on age. Variance analysis showed an age effect on growth dynamics for both species. Comparing averages using the Scheffer test showed that seedlings height growth is in favor of *Acacia auriculiformis* A. Cunn. ex Benth. regardless of age. While the diameter growth of *Acacia mangium* Willd. seedlings are superior to that of *Acacia auriculiformis* A. Cunn. ex Benth. until about 2 months of age. *Acacia auriculiformis* A. Cunn. ex Benth. With regard to the genotype, variance analysis showed a highly significant genotype effect to the different ages ($P < 0.001$) on the parameters height and diameter. According of our results, the best genotype is *Acacia auriculiformis* A. Cunn. ex Benth.

4.4 Substrate effect on roots dry matter mass (RDM): At planting age, the average RDM of nursery acacia plants differs from one substrate to another. The analysis of variance showed a very significant substrate effect ($P < 0.001$) for both species. The Scheffer average comparison test at the 5% level indicates that for *Acacia auriculiformis* A. Cunn. ex Benth., substrates 4 ($0.35 \text{ g} \pm 0.022$) and 6 (0.40 ± 0.018) did not differ significantly from each other; but they are significantly different from the rest of the substrates (Figure 9). Moreover, a repetition effect has also been observed: repetition 1 ($0.27 \text{ g} \pm 0.01$) and 2 ($0.33 \text{ g} \pm 0.02$) as well as 1 ($0.27 \text{ g} \pm 0.01$) and 3 (0.33 ± 0.02) showed significant differences. In *Acacia mangium* Willd., the average comparison test indicated that RDM average of substrate 4 are significantly different from the rest of the substrates. More roots dry biomass was observed on substrate 4 ($0.36 \text{ g} \pm 0.022$). Other dry root mass values are as follows: substrates 6 ($0.30 \text{ g} \pm 0.021$) and 5 ($0.24 \text{ g} \pm 0.018$). Substrate 3 ($0.18 \text{ g} \pm 0.017$) has the lowest RDM at 3 months (Figure 7). The repetition effect was also noted ($P < 0.001$). Repetitions 1 (0.28 ± 0.01) and 2 (0.22 ± 0.021) as well as 1 (0.28 ± 0.01) and 3 (0.23 ± 0.02) are significantly different.

The genotype effect was significance at the level of 5% for the parameter RDM ($P < 0.001$). The

average comparison test indicated that *Acacia auriculiformis* A. Cunn. ex Benth is the best genotype. With regard to the interaction, overall, study showed a very strong interaction substrate x species (genotype) at two and three months ($P < 0.001$) for the parameter height. On the other hand, for the diameter, this interaction was weak ($P < 0.01$).

4.5 Study correlation parameters at the plantation age: Overall, at three months, results showed strong correlations between diameter and height ($r=0.65$; $P < 0.001$), diameter and

RDM ($r=0.44$; $P < 0.001$) on the one hand, and between height and RDM ($r = 0.47$; $P < 0.001$), on the other hand. These correlation values were from *Acacia auriculiformis* of ($r=0.65$; $P < 0.001$) between diameter and height, ($r=0.38$, $P < 0.001$) between diameter and RDM and ($r = 0.41$; $P < 0.001$) between height and RDM. For *Acacia mangium*, correlation values were of ($r=0.65$; $P < 0.001$) between diameter and height, ($r=0.46$, $P < 0.001$) between diameter and RDM and ($r = 0.50$; $P < 0.001$) between height and RDM

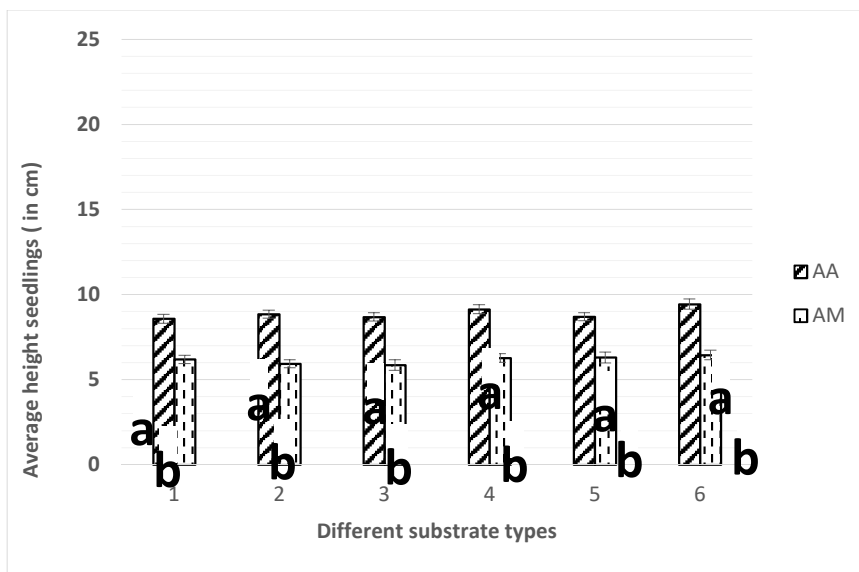


Figure 1: Average height of *Acacia auriculiformis* (AA) and *Acacia mangium* (AM) seedling at one month, in acclimation area. Mean values was based on 30X3=90 seedlings per substrate type. Bars represent confidence intervals at $p=0.05$ and letters distinguish means, which are significantly different at 5% level.

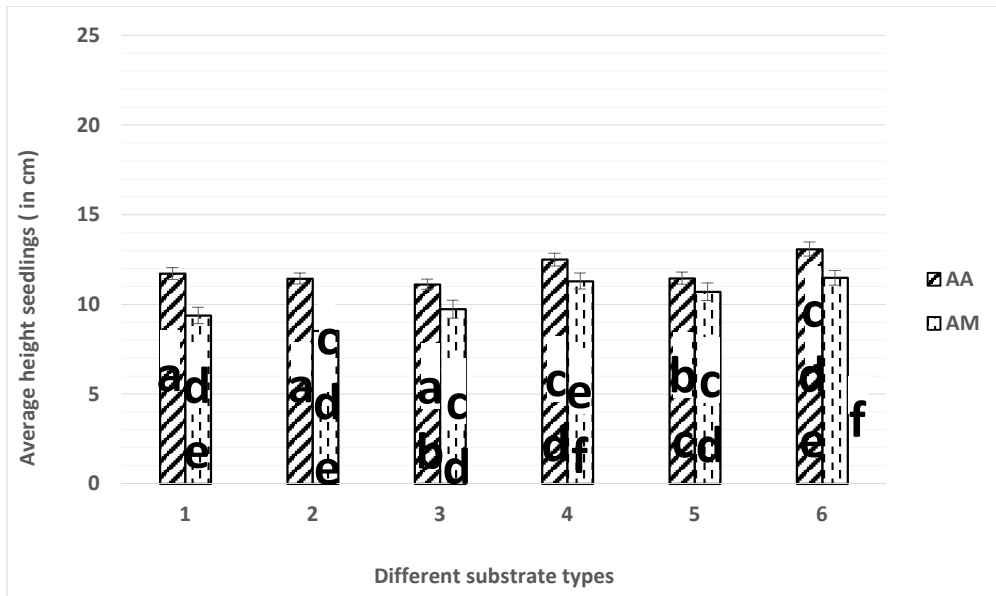


Figure 2: Average height of *Acacia auriculiformis* (AA) and *Acacia mangium* (AM) seedling at two months, in acclimation area. Mean values was based on 30X3=90 seedlings per substrate type. Bars represent confidence intervals at p=0.05 and letters distinguish means, which are significantly different at 5% level.

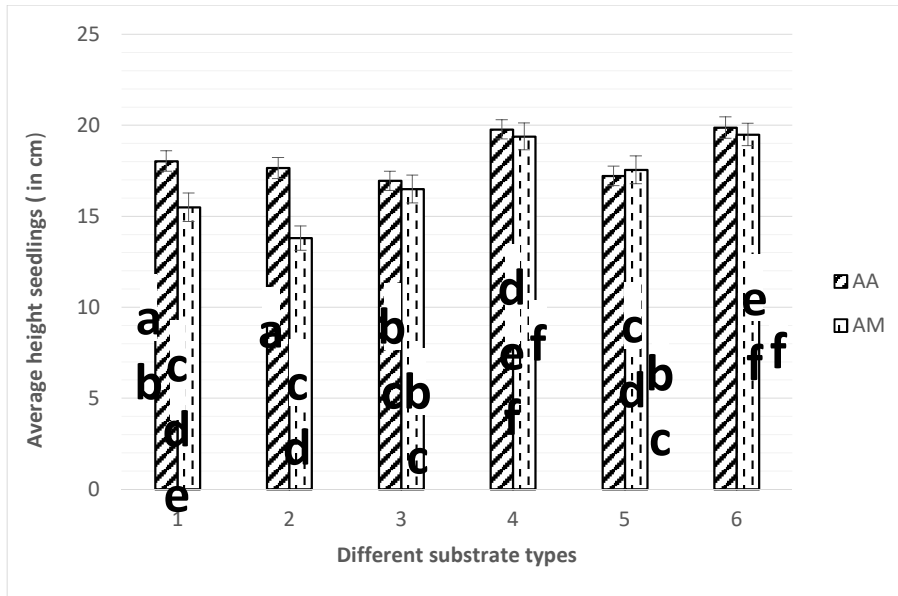


Figure 3: Average height of *Acacia auriculiformis* (AA) and *Acacia mangium* (AM) seedling at three months, in acclimation area. Mean values was based on 30X3=90 seedlings per substrate type. Bars represent confidence intervals at p=0.05 and letters distinguish means, which are significantly different at 5% level.

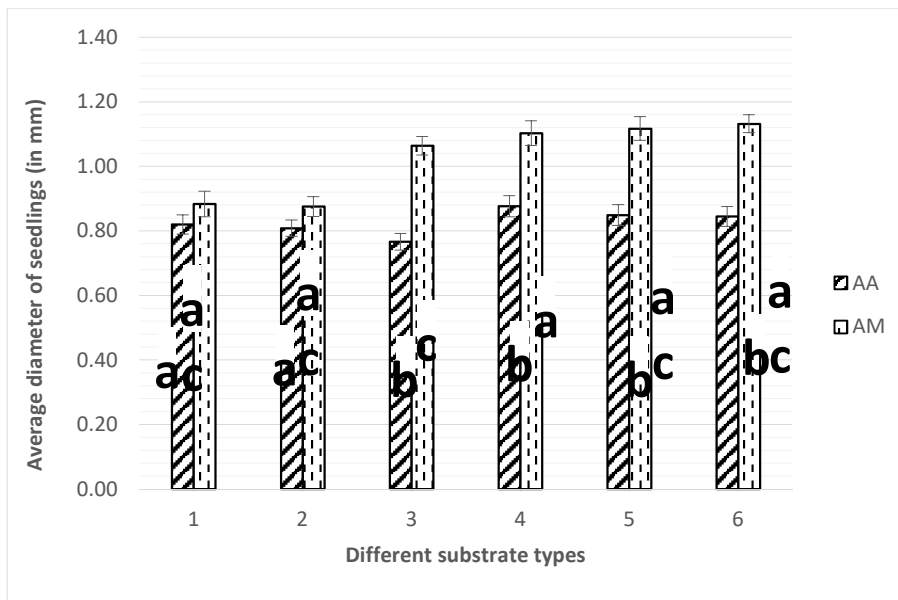


Figure 4: Average diameter of *Acacia auriculiformis* (AA) and *Acacia mangium* (AM) seedling to one month in acclimation area. Mean values was based on 30X3=90 seedlings per substrate type. Bars represent confidence intervals at p=0.05 and letters distinguish means, which are significantly different at 5% level.

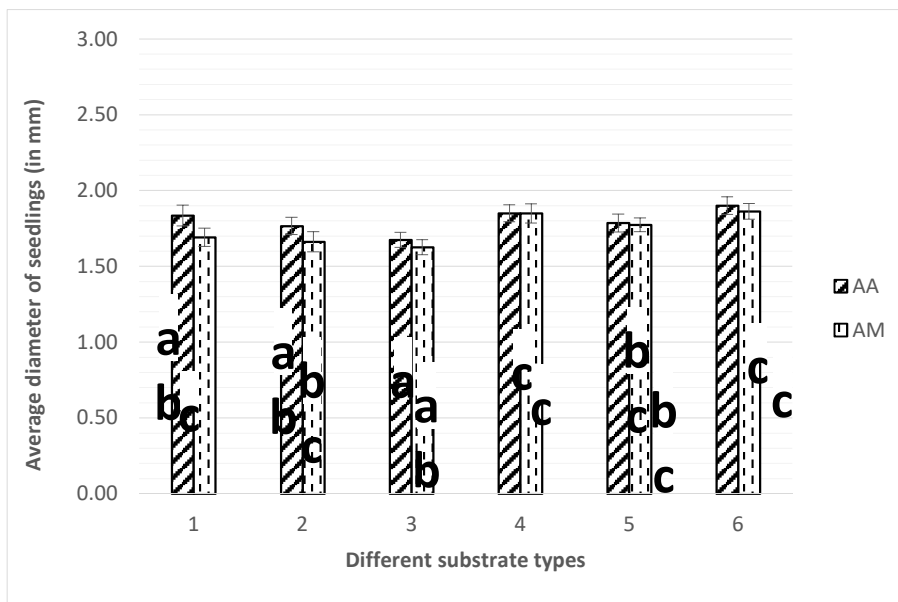


Figure 5: Average diameter of *Acacia auriculiformis* (AA) and *Acacia mangium* (AM) seedling to two months in acclimation area. Mean values was based on 30X3=90 seedlings per substrate type. Bars represent confidence intervals at p=0.05 and letters distinguish means, which are significantly different at 5% level.

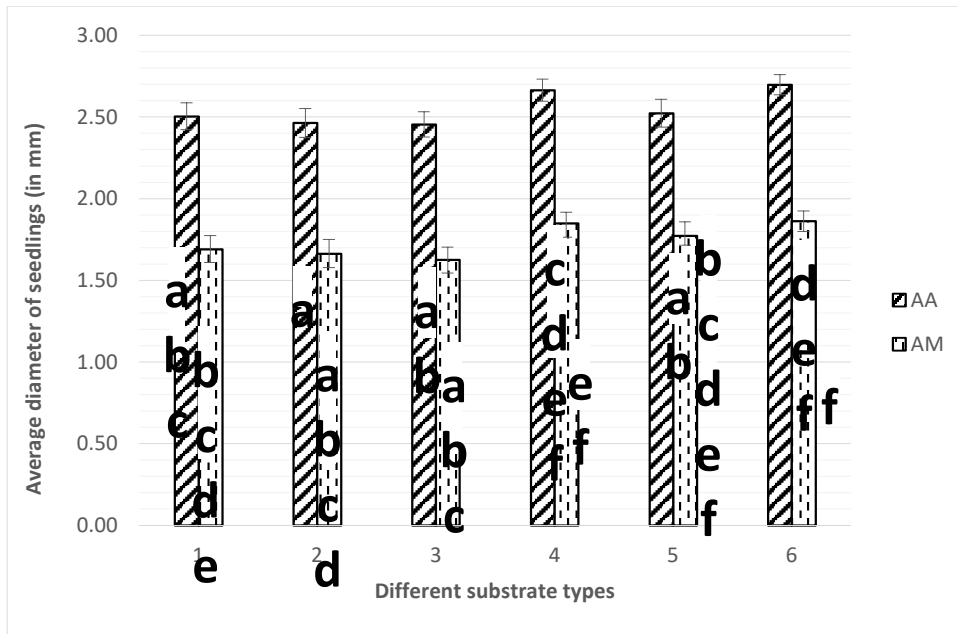


Figure 6: Average diameter of *Acacia auriculiformis* (AA) and *Acacia mangium* (AM) seedling to three months in acclimation area. Mean values was based on 30X3=90 seedlings per substrate type. Bars represent confidence intervals at p=0.05 and letters distinguish means, which are significantly different at 5% level.

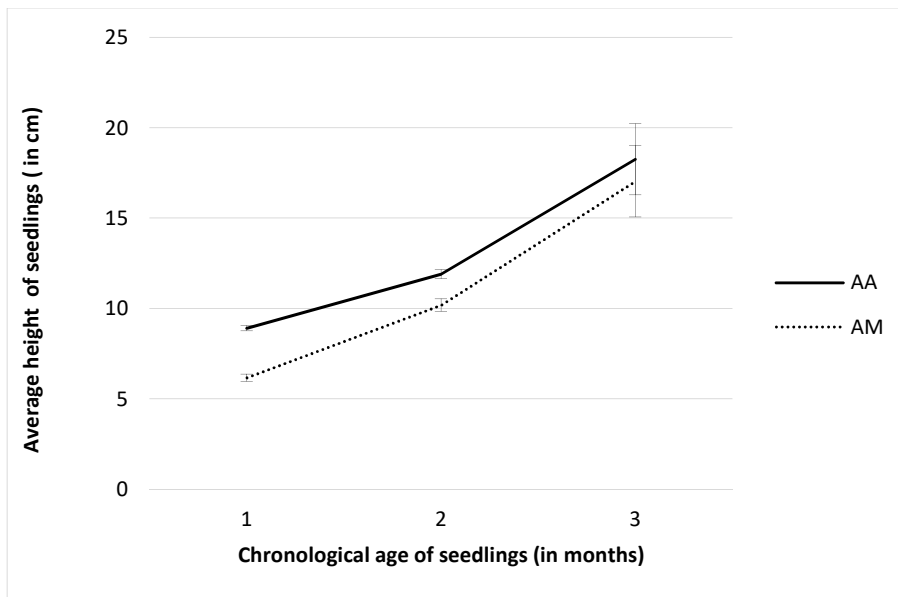


Figure 7: Average height growth recorded during the course of time for the two genotypes *Acacia auriculiformis* (AA) and *Acacia mangium* (AM). Bars represent confidence intervals at p=0.05 and letters distinguish means, which are significantly different at 5% level.

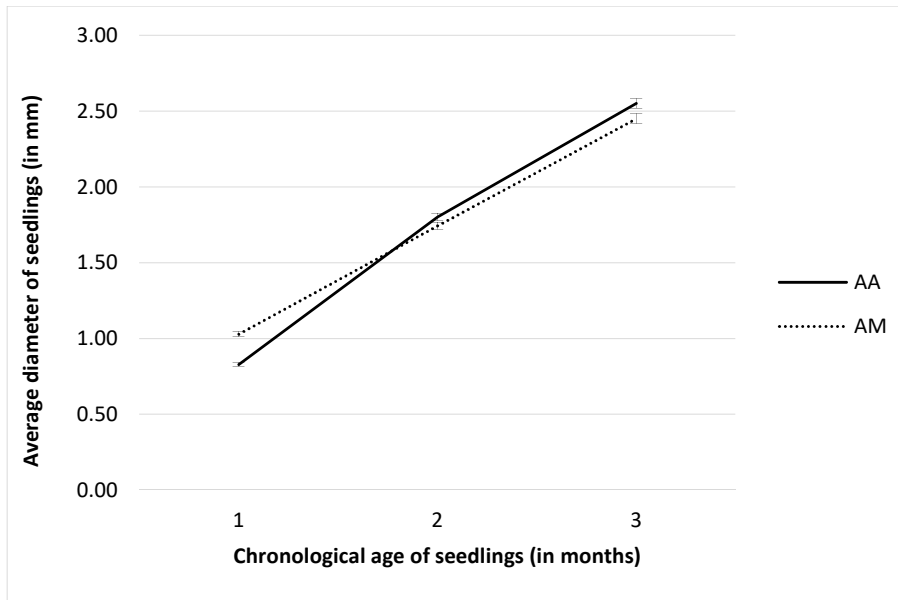


Figure 8: Average diameter growth recorded during the course of time for the two genotypes *Acacia auriculiformis* (AA) and *Acacia mangium* (AM). Bars represent confidence intervals at $p=0.05$ and letters distinguish means, which are significantly different at 5% level.

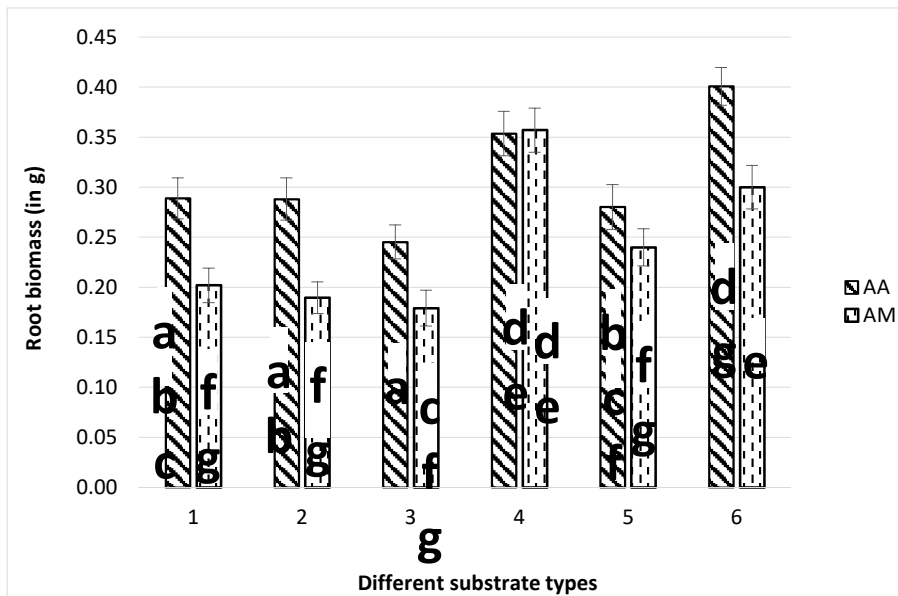


Figure 9: Average root biomass of *Acacia mangium* (AA) and *Acacia mangium* (AM) seedling at the plantation age, in function of different substrates. Mean values was based on $30 \times 3 = 90$ seedlings by substrate type. Bars represent standard deviation and letters distinguish means, which are significantly different at 5% level.



Figure 10: Sight of *Acacia mangium* seedlings in the SAPPI trays (alveolar cells).



Figure 11: Sight an ease extraction seedling from SAPPI trays alveolar cells.

5 DISCUSSION

The effects of genotype and substrate on growth parameters have been reported for a long time by many authors like Mankessi *et al.*, 2010, M'sadak *et al.*, 2013, M'sadak *et al.* 2014 and Amelework *et al.*, 2015. The results showed that the type of substrate 6 with a high proportion of soil had the best performance as well as regards the growth parameters (Figures 1, 2, 3, 4, 5 and 6) as of dries roots biomass (Figure 9). These performances can be explained by the fact that the growth of *Acacia spp.* is regulated by rhizobia housed in the soil (Cornet and Diem, 1982). In addition, soil, unlike sawdust, provides nutrients to young plants as soon as they start growing and stimulates nodulation through its microorganisms (Galiana *et al.*, 1990, Galiana *et al.*, 1996). Plants cultivated on sawdust substrate are stunted, a delay that may be explained by a lack of nutrients during the planting process. This lack is apparent through the yellowing of the leaves in testing. Fortunately, this yellowing has been cleared over time through light weekly doses of fertilizers coupled with the mineralization of sawdust. The genotype effect was translated in nursery by the observed difference in growth performances. The best growth performance was obtained with *Acacia auriculiformis* A. Cunn. ex Benth, compared to *Acacia mangium* Willd. whilst in the field, studies report that the best performances are obtained with *Acacia mangium* Willd. (Bernhard-Reversat *et al.*, 1993).

5.1 Choosing the best substrate: Three parameters including height at planting age (H3), root biomass and mortality rate have been chosen to determine the best substrate. Root biomass explains the consolidation of seedlings in the nursery, the bigger root biomass provide the better consolidation. With regard to height at three (3) months, the planting age, the best substrates are those of types 4 (50% Humus soil + 50% Charcoal particles) and 6 (75% Humus soil + 25% Charcoal particles). These substrates are followed by substrate 1 (75% sawdust + 25%

Charcoal particles) for *Acacia auriculiformis* A. Cunn. ex Benth. and substrate 5 (50% Humus soil + 25% Charcoal particles + 25% sawdust) for *Acacia mangium* Willd. in terms of root biomass, substrates 4 and 6 are also the best. Regarding clod consolidation, mixtures with a high proportion of soil (50 or 75%) caused the compaction of substrates in the SAPPI trays alveolar cells. The good root system development in the SAPPI trays (alveolar cells) caused plants extraction difficulties. Ultimately, this development caused clod break and therefore a higher risk of mortality after transplanting to the field conditions. Substrates 1 and 5, on the other hand, have good clod consolidation and facilitate easy removal of the plants from the SAPPI trays (alveolar cells) (Figures 10 and 11). With respect to growth parameters, M'sadak *et al.* (2012) reported that there are correlations between collar diameter and the different morphological parameters (height, total dry weight, root dry weight, and dry weight of the aerial part). At three months, results showed strong correlations between the study parameters. These results are close to those obtained by M'Sadak *et al.* (2012). Overall, mortality rates obtained were of 1.04% for *Acacia auriculiformis* A. Cunn. ex Benth. and 2.52% for *Acacia mangium* Willd. in the nursery. These low mortality rates are in agreement with the results of Gnahoua and Louppe (2003), which reveal that these species are relatively resistant. The experiment revealed that seedlings set in substrate type 2 showed stunted growth from the beginning compared to those in substrates 4, and 6, probably because of undecomposed sawdust and a lack of rhizobia, which explains the poor nutrients. Thus, in order to limit planting losses and to guarantee the initial growth of plants in the field, substrate 5 (50% sawdust, 25% Charcoal particles and 25% earth) is recommended to answer the problem of this study.

6 CONCLUSION

This study provides important advances for the understanding the effect of the different substrates on root pruning of *Acacia auriculiformis* A. Cunn. ex Benth. and *Acacia mangium* Willd. seedling in the nursery. These results show that whatever the species, substrates 6 (75% Humus soil + 25% Charcoal particles) and 4 (50% Humus soil + 50% Charcoal particles) are the best in terms of dry root mass production. The results also indicate the possibilities of using the following four types of substrate after a 3-weeks germination period: substrates 1, 4, 5 and 6. However, compared to substrate 1, substrate 5 has shown an ease of plants extraction from in

7 ACKNOWLEDGEMENTS

The authors thank the National Program of Afforestation and Reforestation (PRO-NAR) of Congo Brazzaville for the financing of this study and the Congolese National Institute of Forest

8 REFERENCES

- Amelework Kassa M, Encarna R-G, Ricardo A, Pando V and Felipe Bravo: 2015. Effects of water stress and substrate fertility on the early growth of *Acacia Senegal* and *Acacia seyal* from Ethiopian Savanna woodlands. *Trees* 29, 593–604. DOI: <https://doi.org/10.1007/s00468-014-1138-3>
- Beadle NCW: 1981. The vegetation of Australia. Cambridge University Press, 717p.
- Bernhard-Reversat F, Diangana D and Tsatsa M: 1993. Biomasse, minéralomasse et productivité en plantation de *Acacia mangium* Willd. et *Acacia auriculiformis* A. cunn ex Benth. au Congo. *Bois et Forêt des Tropiques*, n°238, 4^e trimestre 1993, 35-44.
- Bisiaux F, Muliele JC. and Peltier R: 2009. Plantations industrielles et agroforesterie au service des populations des plateaux Batéké, Mampou, en République Démocratique du Congo. *Bois et Forêts des Tropiques* N° 301(3):21-22.
- Bulakali BP, Aloni J, Palata JC and Mergeai G : 2014. Performances de trois variétés de manioc (*Manihot esculenta* Crantz) cultivées en association avec *Stylosanthes guianensis* (Aublet) Swartz dans les conditions du plateau des Batéké (ville-province de Kinshasa, RDC). *Tropicultura*, 2014, 32, 4, 158-167.
- Cornet F et Diem HG: 1982. Etude comparative de l'efficacité des souches de Rhizobium d'acacia isolées des sols et effet de la double symbiose *Rhizobium-Glomus* sur la croissance de *Acacia holosericea* et *A. radiana*. *Bois et forêts des tropiques* n°198, 3-15.
- Epron D, Koutika L-S, Tchichelle S V, Bouillet J-P and Mareschal L: 2016. Uptake of soil mineral nitrogen by *Acacia mangium* and *Eucalyptus urophylla grandis*: No difference in N form preference. *J. Plant Nutr. Soil Sci.*, 1–7. DOI: <https://doi.org/10.1002/jpln.201600284>
- Galiana A, Alabarce J et Duhoux E: 1990. Nodulation *in vitro* de *Acacia mangium* Willd (Leguminosae). *Annales des sciences*

- forestières, INRA/EDP Sciences, 47 (5), pp.451-460.
- Galiana A, N'Guessan Kanga A, Gnahoua GM, Balle P, Dupuy B, Domenach AM et Mallet B : 1996. Fixation de l'azote chez *Acacia mangium* Willd. en plantation. *Bois et Forêts des Tropiques* (249): 51-62.
- Gnahoua GM et Louppe D: 2003. *Acacia mangium*. Fiche technique, <cirad00429281>, 2p.
- Kaplan SL: 1980. Heteroblastic leaf development in *Acacia*. Morphological and morphogenetic implications. *Cellule* 73:137-203.
- Koutika L-S and Mareschal L: 2017a. *Acacia* and eucalypt change P, N and C concentrations in POM of arenosols in the Congolese coastal plains. *Geoderma Reg* 11:37-43. DOI: <https://doi.org/10.1016/j.geodrs.2017.07.009>
- Koutika LS and Richardson DM: 2019. *Acacia mangium*: Benefits and threats associated with its increasing use around the world. *Forest Ecosystems*, 6: 2, 1-13 DOI: <https://doi.org/10.1186/s40663-019-0159-1>
- Koutika L-S, Epron D, Bouillet J-P and Mareschal L: 2014. Changes in N and C concentrations, soil acidity and P availability in tropical mixed acacia and eucalypt plantations on a nutrient-poor sandy soil. *Plant Soil* 379:205-216. DOI: <https://doi.org/10.1007/s11104-014-20473-3>
- Koutika LS, Mareschal L and Epron D: 2016. Soil P availability under eucalypt and acacia on Ferralic Arenosols, republic of the Congo. *Geoderma Reg* 7:153-158 .DOI: <http://dx.doi.org/10.1016/j.geodrs.2016.03.001>
- Koutika LS, Mareschal L and Rudowski S: 2018. Fate of *Acacia mangium* in eucalypt mixed-species plantation during drought conditions in the Congolese coastal plains. *Bosque* 39 (1): 131-136. DOI: <https://doi.org/10.4067/S071792002018000100012>.
- Koutika L-S, Tchichelle SV, Mareschal L and Epron D: 2017b. Nitrogen dynamics in a nutrient-poor soil under mixed-species plantations of eucalypts and acacias. *Soil Biol Biochem*, 108:84-90. DOI: <https://orcid.org/0000-0001-8223-3032>
- Laclau JP, Bouillet JP, Gonçalves JLM, Moreira MZ, Trivelin P, Jourdan C, Silva EV, Piccolo MC, Tsai SM and Galiana A: 2008. Mixed-species plantations of *Acacia mangium* and *Eucalyptus grandis* in Brazil. Growth dynamics and above ground net primary production. *Forest Ecology and management*: 255, 3905-3917. DOI: <https://doi.org/10.1016/j.foreco.2007.10.049>
- Lim Meng Tsai: 1988. Studies on *Acacia mangium* in Kemasul Forest, Malaysia. I. Biomass and productivity. *Journal of Tropical Ecology*, 4: 293-302.
- M'sadak Y, El Amri A, Majdoub R et Ben Ali M: 2014. Caractérisations physique et hydrique des substrats de culture des plants forestiers en conteneurs. *Larhyss Journal*, 17: 7-20.
- M'sadak Y, Hamdi W et Zaalani Ch : 2013. Production et croissance des plants d'acacia sur des substrats à base de tamisat de compost dans une pépinière hors sol (Tunisie). *Revue Agriculture*, 06:29 - 34.
- M'sadak Y., Elouaer MA et Kamel R E : 2012. Évaluation des substrats et des plants produits en pépinière forestière. *Bois et Forêts des Tropiques*, n° 313 (3) 61.
- Makosso S et Goma-Tchimbakala J: 2008. Impact d'une jachère à *Mucuna pruriens* et d'une culture de *Manihot esculenta* crantz sur la densité, l'acidité et la matière organique d'un sol ferrallitique de la vallée du Niari (Congo). *Annales de l'Université Marien NGOUABI, Sciences et Techniques* 4: 109-117.
- Mankessi F, Saya A R, Toto M and Monteuiis O: 2010. Propagation of *Eucalyptus*

- urophylla* x *Eucalyptus grandis* clones by rooted cuttings: influence of genotype and cutting type on rooting ability. *Propagation of Ornamental Plants. Vol. 10, N° 1: 42-49.*
- Mianhai Zheng, Hao Chen, Dejun Li, Xiaomin Zhu, Wei Zhang, Shenglei Fu and Jiangming Mo: 2016. Biological nitrogen fixation and its response to nitrogen input in two mature tropical plantations with and without legume trees. *Biol Fertil Soils* 52:665–674. DOI: <http://dx.doi.org/10.1007/s00374-016-1109-5>
- Salim Azad Md and Mehedi Hasan Sumon Md: 2016. Species specific responses to age on nodule formation, seedling growth, and biomass production of *Acacia auriculiformis* at nursery stage. *Journal of Botany*, pp1-8. DOI: <http://dx.doi.org/10.1155/2016/6960783>
- Saya RA, Mankessi F, Toto M, Marien JN and Monteuis O: 2008. Advances in mass clonal propagation of *Eucalyptus urophylla* x *E. grandis* in Congo. *Bois et Forêts des Tropiques*, 297: 15-25.
- Tchichelle VS, Epron D, Mialoundama F, Koutika L-S, Harmand J-M, Bouillet J-P and Mareschal L: 2016. Differences in nitrogen cycling and soil mineralisation between a eucalypt plantation and a mixed eucalypt and *Acacia mangium* plantation on a sandy tropical soil. *Southern Forest* 2016: 1-8. DOI: <http://dx.doi.org/.2989/20702620.2016.1221702>